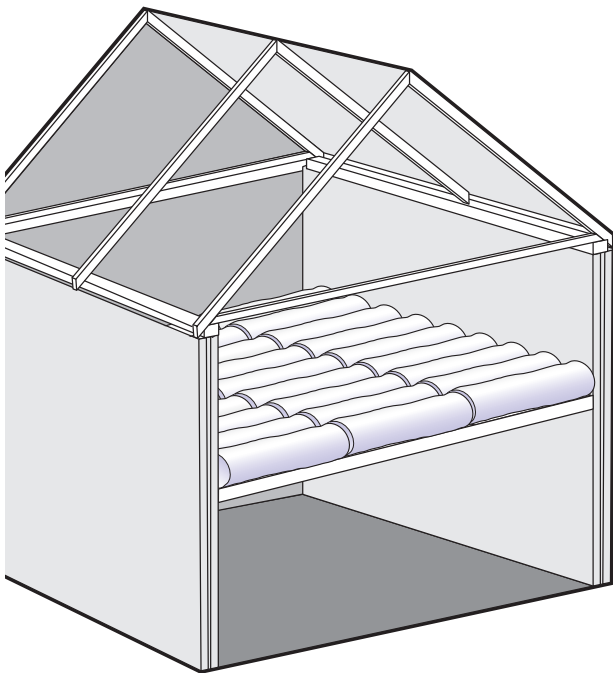


Introduction

Fall-Pac units are a means of mitigating the effects of a fall from height, but all possible steps should be taken to prevent that fall occurring in the first instance. Whilst the bags are a relatively simple method of providing a surface that can absorb much of the impact, they must be carefully controlled to avoid misuse or deterioration. They should be handled with care at all times, and only used for safety purposes. The installation example shown is typical of a housing construction project to protect workers installing roof trusses. However Fall-Pac units are intended for use in any suitable environment to protect against the effects of falls from height.



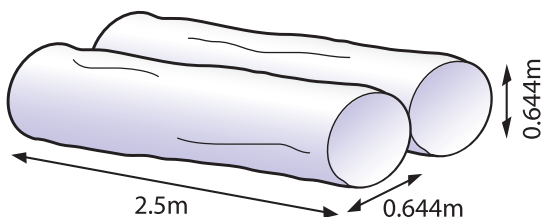
However, it is important that there are no obstructions that can be struck in the event of a fall. Fall-Pac units may not be suitable in providing a safe solution in these circumstances.

Specification

The Fall-Pac system units are: 2.5 metres in length x 644mm diameter.

Outer Material: Woven coated polypropylene bags.

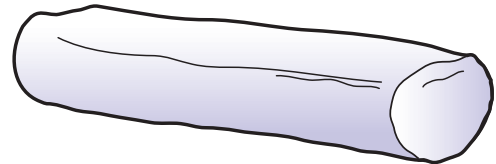
Inner Material: Directly filled with modified polystyrene packaging medium.



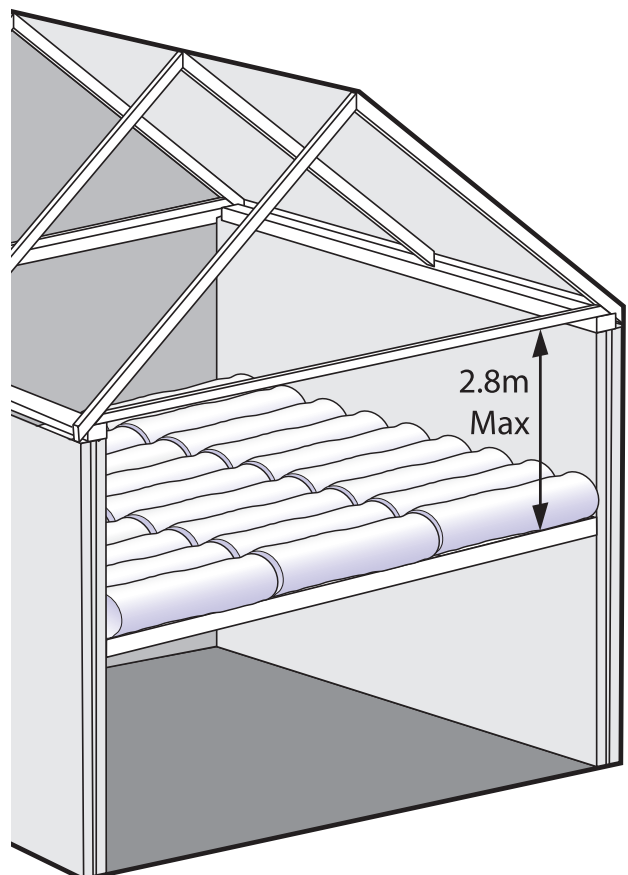
Preparation and Inspection

It is particularly important to inspect the units on a regular basis, specifically before each re-use:

- Ensure that there are no cuts or rips, or unfastening of the elements and check there is no spillage of the contents of any unit. Any unit which has lost any part of its contents should be isolated and not used.



- Any unit that is abnormally compressed should be isolated and not used.
- Check that the height of fall does not exceed a maximum of 2.8 meters.
- Ensure that the positioning of the units fully fills the enclosure required.



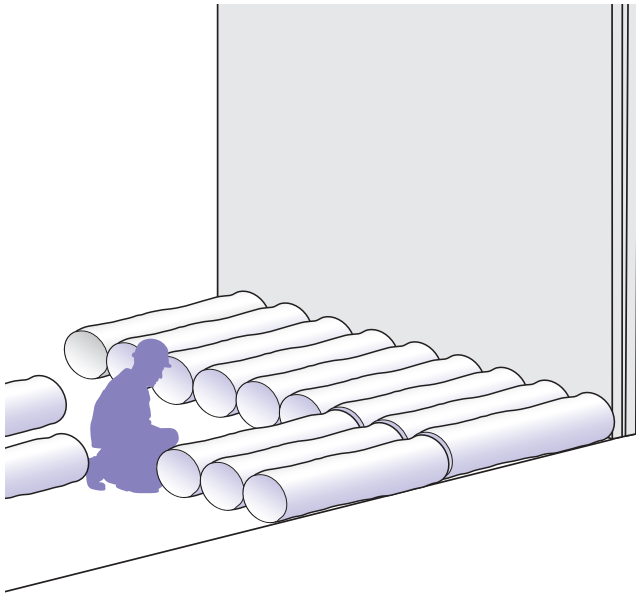
- The support to each unit should be sufficient to bear the impact of a fall.
- The storage of units should not permit the build up of mildew or moisture that could cause deterioration in the product.

Safety

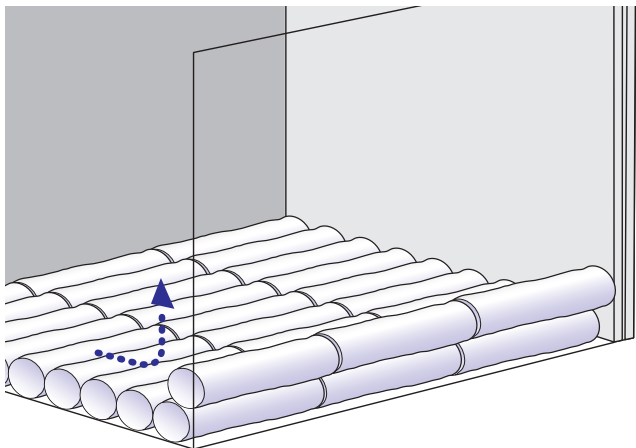
- The Fall-Pac units have a recommended life of five years. Although depending on use and care of units this can be exceeded.
- Fall-Pac systems are designed for the purpose of reducing the risk of injury in a fall from height, and should only be used to reduce this risk during accidents.

Ground Floor Installation

Working from one corner, clip and push units together to form a complete connected unit. All clips should be fastened except those on the perimeter.

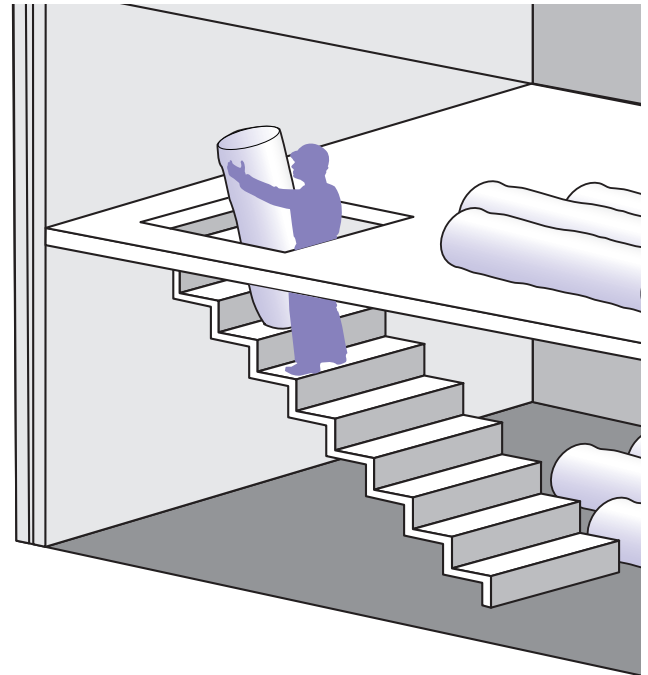


Where the area to be covered by the final row of units is smaller than the size of a unit, allow the unit to curve up the perimeter wall alternatively over lap the units ensuring the area is covered. If it is likely that falling mortar may occur, covering and protecting the clips will reduce the maintenance required.



If any materials should fall from above that could result in injury in the event of a fall, ensure that it is removed as quickly as possible.

Once first floor joists are fixed and brickwork is commenced, the units can be used for protection on the first floor by passing them through the stairwell opening. the stairwell should be covered at all other times.



Installation at First Floor Level

You should always work from a safe working platform. Install scaffold boards or similar (e.g. suitable plywood) directly onto the joists at right angles to the joists. The units can then be deployed in a similar manner to that on ground floor installation.

Consideration should be given to the moving and handling of the units into position, either from the exterior scaffold or internally, to minimize the risk of manual handling risks, or any risk of falls through openings such as stairwells

Important Information

You must read all relevant guides, instructions and notices prior to installing Fall-Pac products and must comply with all warnings. Fall-Pac will not be liable for any damage to property, personal injury or any losses caused by your failure to follow the instructions contained in this guide or with other applicable notices and guidance that Fall-Pac produces.

This guide is intended only for use in conjunction with Fall-Pac products.

Fall-Pac reserves the right to alter products from time to time to comply with new regulations, other safety guidance's or industry advancements.

By mixing Fall-Pac products with other products you are risking your safety.

Fall-Pac will not be liable for any loss or damage caused as a result.

Fall-Pac reviews and updates its user guides from time to time in line with changes in legislation. Fall-Pac also issues safety notices on its products or packaging from time to time. These notices could affect the manner in which the products are used and should therefore adhere to the instructions contained in those notices as well as the user guides where there is a conflict. Most recently published instructions should prevail.

Notices will be issued or published on the internet at www.fall-pac.com

Fall-Pac Ltd.

Unit 2, Harvey Court, Harvey Lane, Golborne, Warrington, WA3 3RX

Telephone **0800 6528099** Fax **01942 276727** E-mail sales@fall-pac.com www.fall-pac.com